
Mass Migration during COVID 19: Storytelling through Data

Supervisor:

Prof. Ravi Pooviah

Presented by:

Kuldeep Singh Rathod

176330001

Introduction

COVID-19 • Migrant Labourers • Objectives


COVID-19

Worldwide

79.9 M

In India

10.2 M



Migrant Labourers

Total Migrant

139 M

Inter-state Migrant

56.5 M

Migrant Labourers



How many were there?
How many reached?
What happened to them on the journey?

<https://scroll.in/latest/957570/covid-19-lockdown-man-collapses-dies-halfway-while-walking-home-300-km-away-from-delhi>

Objectives

1. Identify, Collect and document data related to identified domain (migration) from within India.
 2. Design a data driven narrative for the easy consumption of the collected data.
-

Process

Data Collection

Picking a domain

1. Listed few potential domains and interesting stories/events related to domains.
 2. Started looking for data related to each domain in various online publications
-

Data
Collection

Phase 0

Phase 1

Phase 2

Data types

Coarse Data

Title

Title of the publication explaining the content

Description

Detail of additional contents in the publication

Link

Source details

Date of publishing

To help align documents in timeline.

Data

Source Data

A	B	C	D	E	F	G	H	I	J
	Domain	topics	Title	Description	Link	Date of publishing	Document name		
	Migration		Data on 2011 census. The state with highest and lowest in coming and outgoing populations		https://www.hindustantv.com				
			Lockdown displaces lakhs of migrants	The parent story on migration by the hindu	https://www.thehindu.com	31 March	D1		
		How many people migrated	Story of few people who migrated		https://www.bbc.com/news	9 May	D13		
		Government appointed vehicles for migration	Nat geo's stories of few people		https://www.nationalgeographic.com				
		People walking on the roads	Data on migration in india as per 2011 census and 2017. Along with supporting press releases and docs		https://www.prsindia.org				
		Incident in Mumbai when people gathered outside railway station	Migrant workers to get free food grains		https://www.thehindu.com			D2	
		People in delhi gathered outside bus stand	26 Lakh migrant workers in half way		https://www.thehindu.com	4th June	D3		
		Celebrities arranged vehicles for migration	Central Labour Commissioner's data on stranded migrant workers		https://clic.gov.in/clic/ner	2 June	D4		
			Celebrities who helped during corona		https://www.ndtv.com/pl			D5	
			Swara Bhaskar distributes footwear and help migrants by arranging tickets back home		https://yourstory.com/za	3 July	D7		
			Celebrities who helped during corona		https://www.tribuneindia.com	24 May			
			Shabana Azmi feeds 10 Lakh migrants		https://www.wachhindia.ndtv.com	30 April	D8		
		Migrant workers the emergence of invisible India		https://www.hindustantv.com https://www.news18.com	03 June	D9			

Data
Collection

Phase 0

Phase 1

Phase 2

Data types

Data Extraction

Date

Date of event

Data-Type

To segregate the points

Associated Region

City/ State

Associated Community

Cohorts, linking to other states

Content

Summary of the data point

Continuation queries

Additional questions that can be researched upon

Media link

pictures/ videos etc.

Source

Publication link and date

Data

Data Extraction

A	B	C	D	E	F	G	H	I	J
Date	Data-type	Sub-type	Associated region Sub region State	Associated Community	Content	Details	Source Link	Additional qu	
28 March		Vapi	Gujarat		2 migrant workers died in a road accident	Migrant Worker	https://timesofindia.inlatimes.com/city/surat/speeding-ec		
28 March		Kushaigarh	Rajasthan		Megarda Todi Prakash died in a road accident	Migrant Worker	https://www.naidunia.com/madhya-pradesh/jhabua.jhabua		
28 March		Gurgaon	Haryana		5 migrant workers died in a Road accident	Migrant Worker	https://beyondheadlines.in/2020/03/deaths-due-to-lockdo		
29 March		Jaipur	Rajasthan		Sher Singh died due to exhaustion while walking		https://www.amanujala.com/uttar-pradesh/kanpur/kannau		
29 March		Rampur	Uttar Pradesh		Yasin died in a road accident	Migrant Worker	https://beyondheadlines.in/2020/03/deaths-due-to-lockdo		
29 March		-	Haryana		4 migrant workers died in a road accident	migrant worker	https://archive.org/details/MG-20200521-WA0002-jpg-u0		
30 March		Gwalior	MP		Sukhlal Ahnwar (40) died in a road accident while walking	Migrant Worker	https://www.naidunia.com/madhya-pradesh/gwaliorche-04		
31 March		Hyderabad	Andhra Pradesh		1 daily wage worker died due to starvation	daily wage worker	https://www.newindianexpress.com/cities/hyderabad/2020		
31 March		Sitamarhi	Bihar		Bablu died due to assault while migration	migrant worker	https://www.indiatoday.in/india/story/covid-19-migrants-k		
31 March		Anantnag	J & K		Zubair Ahmed (18), Riyaz Ahmed (19), Ghulam Mohi-ud-Din (30) died after being buried under snow		https://indianexpress.com/article/india/jammu-and-kashm		
1 April		Lakhimpur Khe	Uttar Pradesh		Roshan Lal (27) died due to police brutality	migrant worker-daily wage worker	https://www.nationalheraldindia.com/india/uttar-pradesh-dalit-youth-kills-self-after-being-tortured-by-police-for-breaking-quarant		
1 April		Patna	Bihar, Pradesh		1 migrant worker (21) died due to police brutality	migrant worker	https://newsd.in/andhra-pradesh-youth-en ds-life-after-cops-seize-cycle-for-violating-la		

Data
Collection

Phase 0

Phase 1

Phase 2

Data types

Identified data types

Overview/Analysis

Data related to a longer timespan

Movement

Medium, size, origin, destination, interesting detail

Rule / Policy update

Movement rules, border status

Announcements

Related to future, beginning/end of any of these types

Service Introduction

Helplines, facilities

Donations

To assist travel or survival

Miscellaneous

Accidents, protests, political clash etc.

Ideation

Timeline Ideas • Story Ideas

Ideation

Plotting on Map

Idea 1

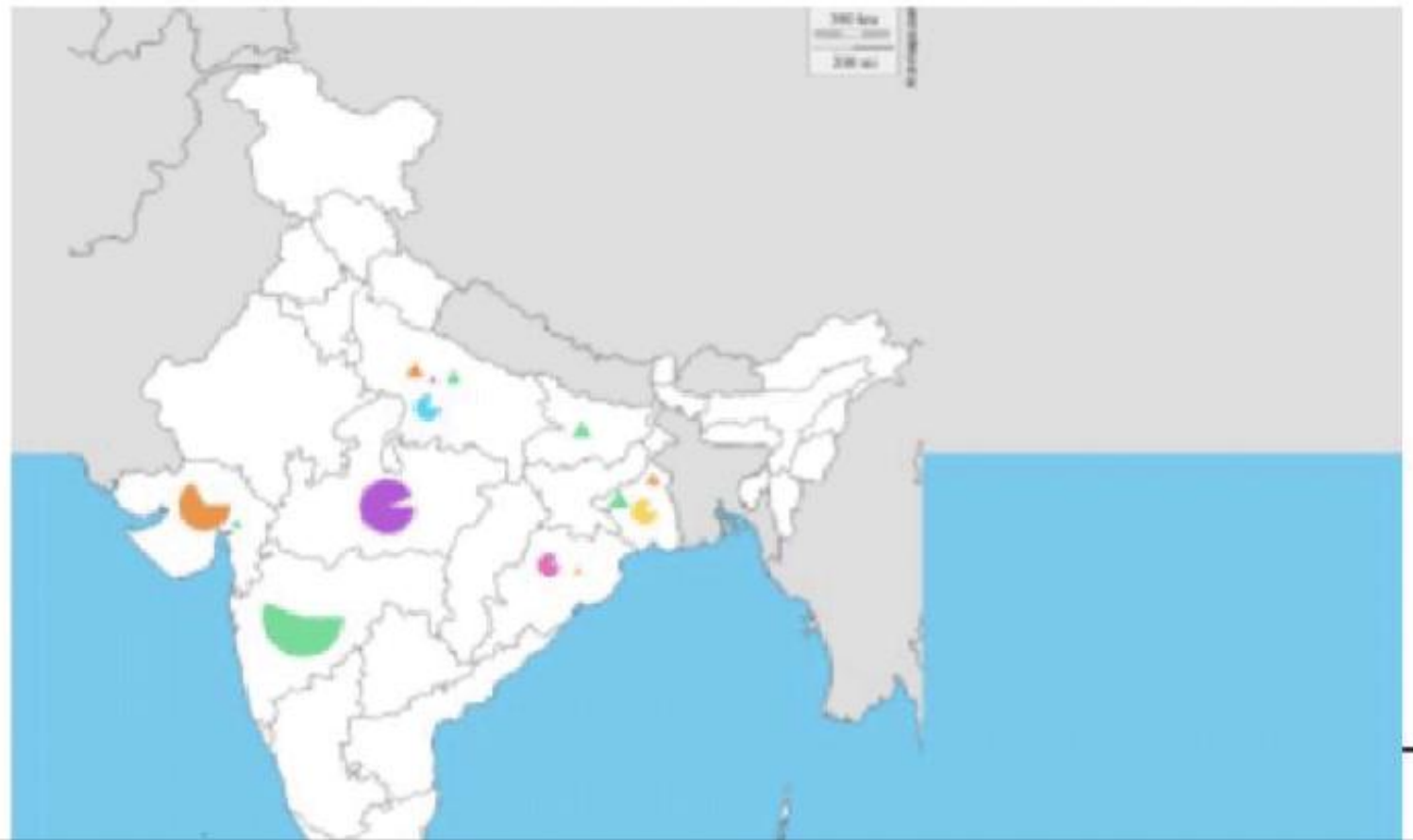
Idea 2

Idea 3

Idea 4

Idea 5

Evaluation



Ideation

Plotting on Map

Idea 1

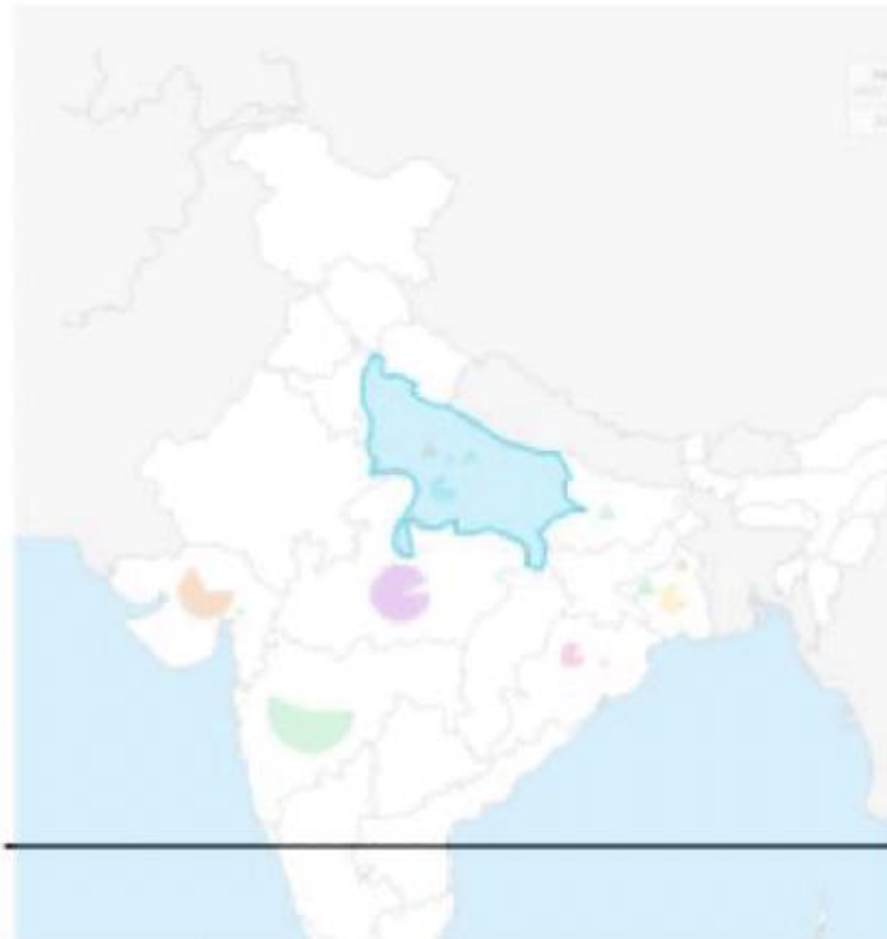
Idea 2

Idea 3

Idea 4

Idea 5

Evaluation



Name of State



Outgoing



Remaining



Ideation

Starting from lockdowns

Idea 1

Idea 2

Idea 3

Idea 4

Idea 5

Evaluation



Ideation

Starting from lockdowns

Idea 1

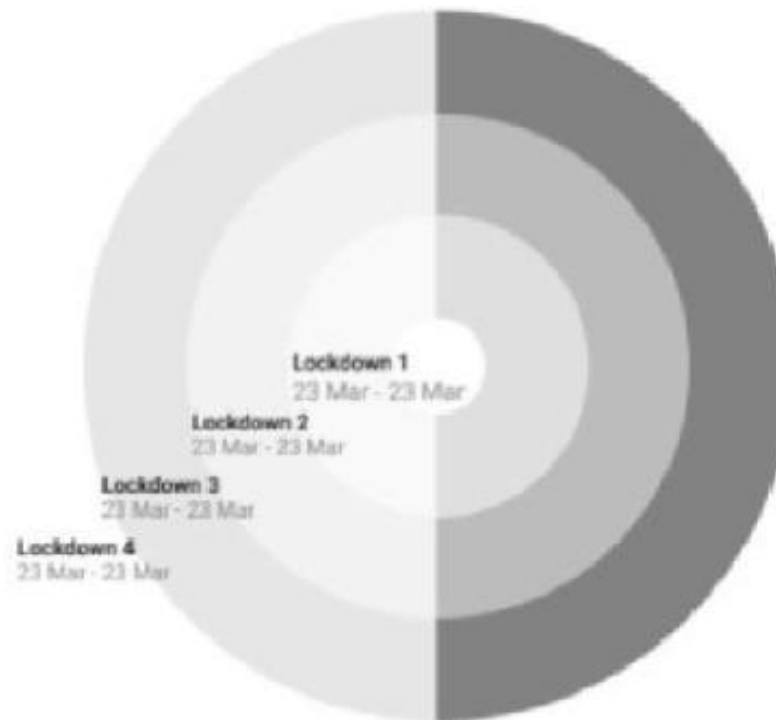
Idea 2

Idea 3

Idea 4

Idea 5

Evaluation



Ideation

Starting from lockdowns

Idea 1

Idea 2

Idea 3

Idea 4

Idea 5

Evaluation



LOCKDOWN 1

Ideation

Starting from lockdowns

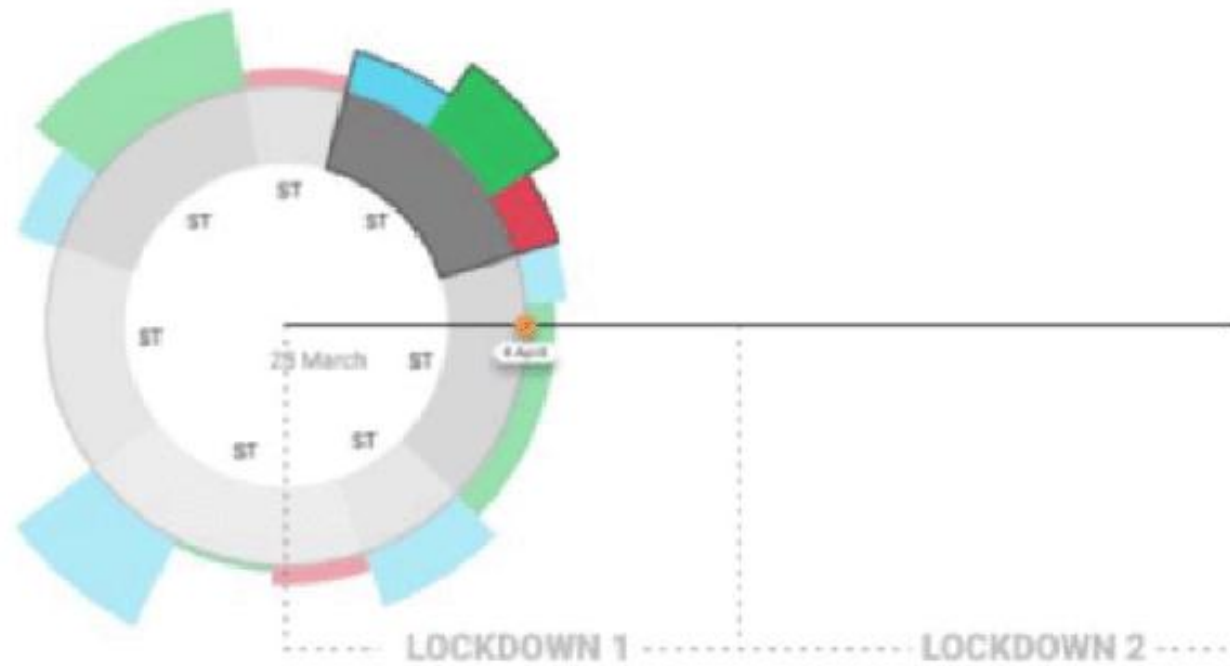
Idea 1

Idea 2

Idea 3

Idea 4

Idea 5



Ideation

Wall of Stories

Idea 1


Idea 2

Idea 3

Idea 4

Idea 5

Evaluation



Ideation

Wall of Stories

Idea 1

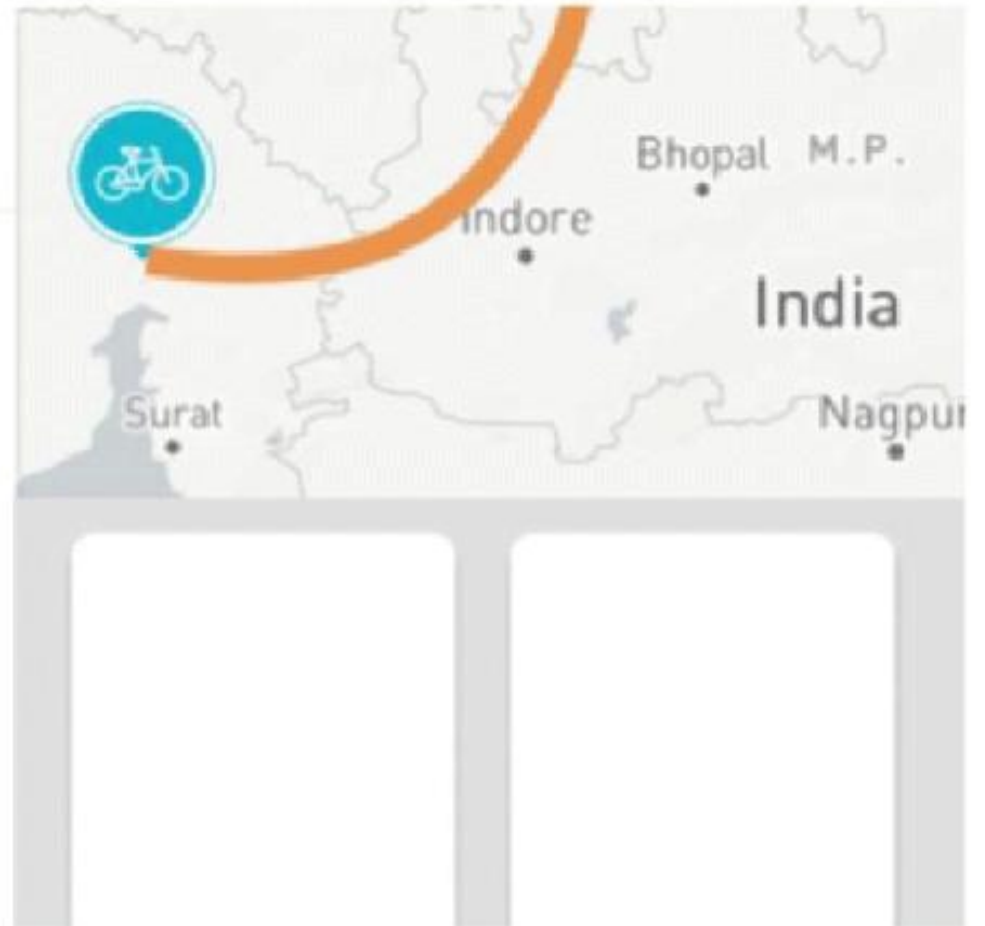
Idea 2

Idea 3

Idea 4

Idea 5

Evaluation



Ideation

Walking Migrant

Idea 1

Idea 2

Idea 3

Idea 4

Idea 5

Evaluation



Ideation

Reach Home

Idea 1


Idea 2

Idea 3

Idea 4

Idea 5

Evaluation



Ideation

Idea 1

Idea 2

Idea 3

Idea 4

Idea 5

Evaluation

Comparison

Idea 4

Walking Migrant



Encoding

No connect with the overall timeline

Focus

Lacks Binding features

Idea 5

Reach Home



Encoding

Too many unknown parameters

Fatigue, stress, hunger are not encoded.

Focus

Lack of motivation

Ideation

Idea 1

Idea 2

Idea 3

Idea 4

Idea 5

Evaluation

Comparison

Idea 1

Plotting on Map



Encoding

State border status missing,
other pieces of information
do not gel together.

Missing data on other events

Focus

Too much unnecessary
information

Idea 2

Sunburst on Donut



Encoding

Missing data on related
events

Unavailability of data for such
granularity

Idea 3

Story cards



Encoding

Missing Hardships faced by
the migrants

Interactivity

Too much information at an
instant

Final Design

Final Flow • All visualizations

Final Design

Flow

Introduction

Small narrative to set up the context

Timeline Visualization

Main viz on home page with all info plotted

Stories

Triggered from timeline viz, elaborate narration of migrant story

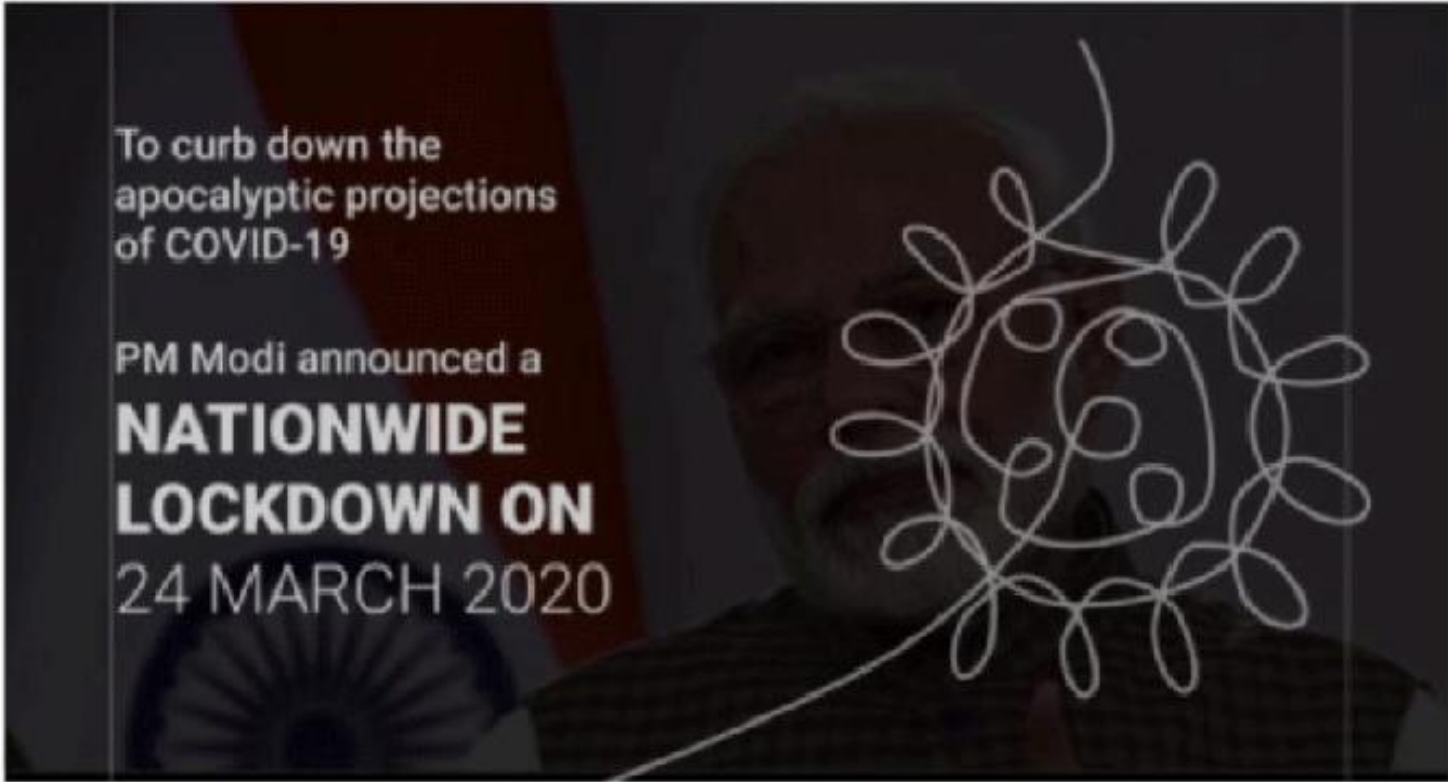
Final Design

Introduction

Home Page

Story

Introduction



To curb down the
apocalyptic projections
of COVID-19

PM Modi announced a
**NATIONWIDE
LOCKDOWN ON**
24 MARCH 2020

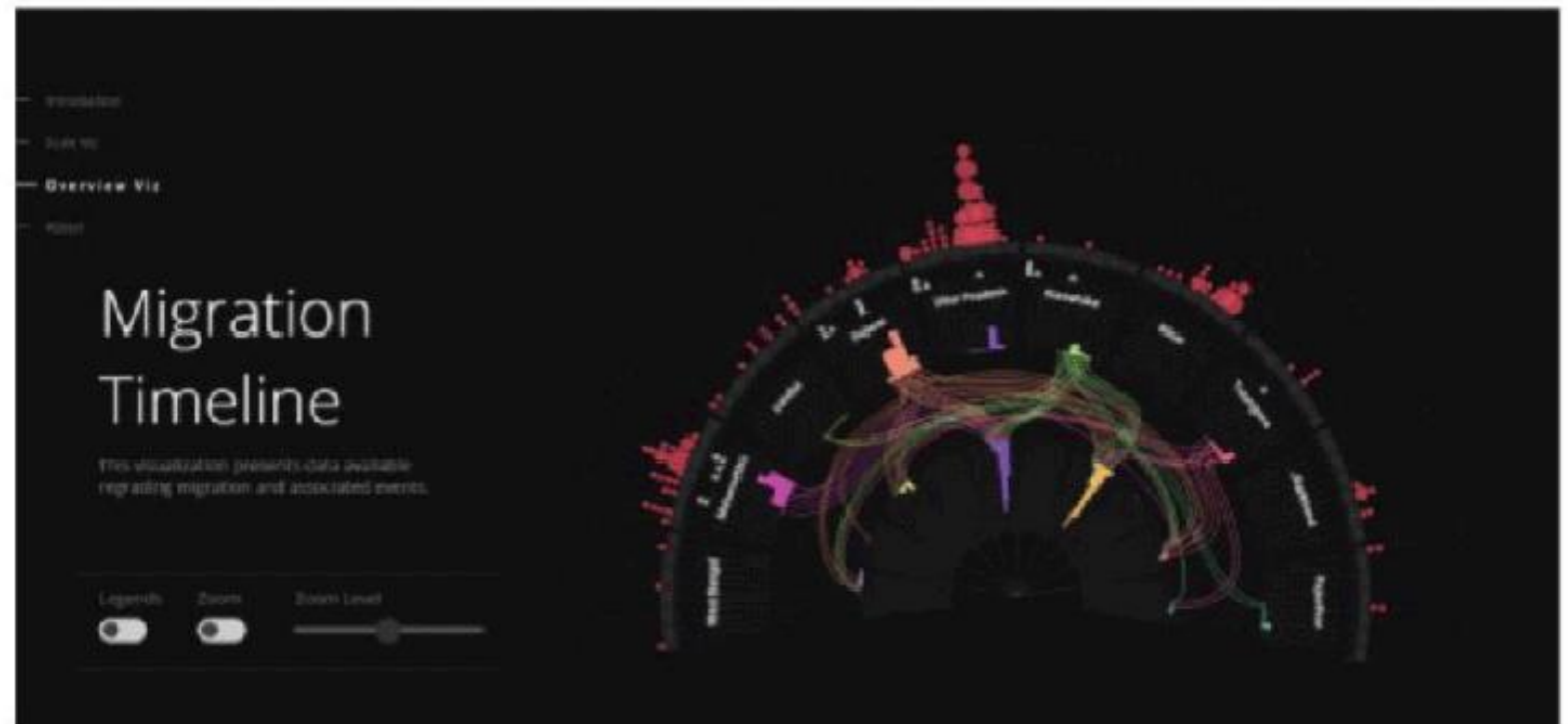
Final Design

Introduction

Home Page

Story

Home Page



Final Design

Story



Introduction

Home Page

Story



Rajan would drive from 5am to 11am. He would then rest during the day. At 6pm the family would be back on road till 11pm.

Evaluation Plan

2 Types of Tests

Test 1: With live users

Objective: To understand and improve the experience

Test 2: Qualitative feedback using google forms

Objective: To elicit user understanding of the topic after website usage.
